

**WHY EVO** Almost Universal 280-433-868 AM/FM + Rolling code 433-868

## List of the remotes that are COMPATIBLE with the WHY EVO :



PROSS. Copyright.2013

*Non exhaustive list, update on november 30, 2013.*

*Note : Always maintain an original remote in operating condition  
Only the 4 button models are represented on this document, but all the models  
with 1, 2 or 3 buttons are also compatible.*

**[Use the WHY EVO compatibility search engine](#)**

### 1° IMMEDIATE COPY :

**All the remotes that work in the frequencies from 280 Mhz to 868 Mhz at simple coding**

About 500 models of remotes

WHY EVO instructions : Standard procedure : [click here](#)



### All remotes from 280 Mhz to 315 Mhz

*Old fréquency : Warning the use of frequencies 280-315 Mhz is forbidden in EU :*

Some models, all with a simple code and mini-switches

290 Mhz : Pujol Trinario

300 Mhz : DELMA and DEA

306 Mhz : ALLMATIC, BENINCA and PRATEL

310 Mhz : LINEAR and SERAI

315 Mhz : BFT VTM, FADINI ASTRO 75 and TAU 250

### All the remotes at 433,920 Mhz and with a simple code (+ than 400 models)

*Frequency most used in EU :* (with or without mini-switches of coding)

### All remotes at 868 Mhz and with a simple code :

*868 Mhz, precisely the range from 868,000 to 868,900 Mhz, is more and more used in EU :*

Some models with a simple code :

BERNER BHS140

CAME TOP 864NA

FAAC 868 with mini-coding switches

MARANTEC 868

HORMANN HSM 868 PROSS. Copyright.2013

### 2° Cloning of complex code, type Rolling code 433 or 868 Mhz AM or FM

Update on 11-15-2013 : About 50 models. See table in the next pages :

\* Trademarks and images shown in this document are the sole property of their respective owners  
Note : Always maintain an original remote in operating condition



**List of CLONABLE Rolling code remotes**

*Note: Always maintain an original remote in operating condition*

<p><b>ADYX-GENIUS-BRAVO®</b> bleu ou noire</p>  <p>D.O.R. Programming</p>  <p>1</p>		<p><b>APPROVAL 434®</b></p>  <p>D.O.R programming Verify the frequency Risk of confusion</p>  <p>2</p>	<p><b>APERTO 434®</b></p>  <p>Programming according to the manufacturer instructions</p>  <p>3</p>	<p><b>APRIMATIC TX, TR®</b> noire ou jaune</p>  <p>D.O.R programming</p>  <p>4</p>
--	--	---	--	---

<p><b>AVIDSEN® All models</b></p>  <p>PROSS. Copyright.2013</p>  <p>Programming according to the manufacturer instructions</p>  <p>5</p>	<p><b>BENINCA T2WV®</b> grey buttons</p>  <p>D.O.R. programming</p>	<p><b>BENINCA TOGO WV®</b></p>  <p>D.O.R. programming</p>  <p>2</p>	<p><b>BENINCA CUPIDO®</b></p>  <p>D.O.R. programming</p>
---	--	---	---

\* Trademarks and images shown in this document are the sole property of their respective owners  
Note : Always maintain an original remote in operating condition

**WHY EVO**

**List of CLONABLE Rolling code remotes**




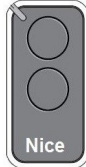


<p><b>BFT MITTO®</b> grey box, grey buttons</p>  <p><b>BFT BRCB®</b></p>  <p>Specific BFT programming Blocked for housing estates</p>  <p>6</p>	<p><b>CAME TAM®</b> TAM set with 2 or 4 buttons</p>  <p>direct programming</p>	<p><b>CARDIN TXQ S4494P®</b> Grey or green</p>  <p><i>PROSS. Copyright.2013</i></p> <p><b>CARDIN S486®</b></p>  <p>D.O.R. programming Sometimes blocked for housing estates</p>  <p>7</p>
<p><b>DEA GOLD R4®</b> 1 grey button, the others are yellow</p>  <p>If all the buttons are yellow = Direct copy</p> <p><b>DEA TR MIO®</b> DEA marking on grey background</p>  <p>If DEA marking on white background = direct copy</p> <p>Programming according to the manufacturer instructions</p>  <p>8</p>	<p><b>DITEC BIXLP2®</b></p>  <p><b>DITEC GOL4®</b> <i>For the Gol4C model = direct copy</i></p>  <p>D.O.R. programming</p>  <p>9</p>	<p><b>DOITRAND®TS/RE</b> <i>For the TS/DE green model = direct copy</i></p>  <p>D.O.R. programming</p> <p><b>WARNING</b> the Standard procedure urges a distance of 3 cm between the 2 remotes. <b>For the DOITRAND® brand: put the remotes face to face.</b></p>
<p><b>EXTEL WEATEM 5®</b></p>  <p><b>EXTEL WEATEM 3®</b></p>  <p><b>EXTEL WEATEM 4®</b></p>  <p>Programming according to the manufacturer instructions</p>  <p>10</p>	<p><b>FADINI JUBI®</b></p>  <p><b>FADINI JUBI SMALL®</b></p>  <p>Programming according to the manufacturer instructions</p>  <p>11</p>	

**WHY EVO**

**List of CLONABLE Rolling code remotes**

<p><b>FAAC 433/868 SLH®</b></p>	<p><b>FAAC TK 433/868SLH®</b></p>	<p><b>FAAC LR 433/868SLH®</b></p>	<p><b>FAAC XT 433/868SLH®</b></p>	<p><i>PROSS. Copyright.2013</i></p>
				
<p>Blocked for housing estates</p>				
<p>Specific FAAC programming</p>  <p>12</p>				



<p><b>KEY Rolling®</b></p>	<p><i>PROSS. Copyright.2013</i></p>	<p><b>MHOUSE TX4®</b></p>	<p><b>MHOUSE GTX4®</b></p>	<p><b>MOOVO MT4®</b></p>
		 <p>D.O.R. programming</p>	 <p>D.O.R. programming</p>	 <p>D.O.R. programming <b>all colors</b></p>
<p>Programming according to the manufacturer instructions</p>	<p>D.O.R. programming</p>  <p>13</p>			
 <p>8</p>				






<p><b>NICE FLOR®</b></p>	<p><b>NICE ONE®</b></p>	<p><b>NICE ONE4E®</b></p>	<p><b>NICE INTI®</b></p>	<p><b>NICE SMILO®</b></p>
				
<p>D.O.R. programming</p>		<p><i>NOTE : WHY EVO is compatible with all the NICE 433 mhz Rolling code remotes</i></p>  <p>14</p>		









*\* Trademarks and images shown in this document are the sole property of their respective owners  
Note : Always maintain an original remote in operating condition*

**WHY EVO**

**List of CLONABLE Rolling code remotes**

<p>NOVOFERM® NOVOTRON 504®</p>	<p>NOVOTRON 304 TORMATIC®</p>			
				
<p>Programming according to the manufacturer instructions</p>		<p><i>PROSS. Copyright.2013</i></p>		
 <p>15</p>				

<p>PRASTEL TC4E®</p>	<p>PRASTEL SLIM®</p>	<p>PRASTEL MPSTP4E®</p>	<p>PRASTEL MT4E®</p>	<p>PRASTEL MPS TL4E® attention a la fréquence</p>
				
<p>D.O.R. programming</p>		<p>WARNING sometimes blocked for housing estates</p>		
<p><b>WARNING</b> the Standard procedure urges a distance of 3 cm between the 2 remotes. For PRASTEL® brand don't pay attention to the distance, but in the contrary, put the two remotes face to face.</p>		 <p>16</p>	<p><b>WARNING</b> For PRASTEL® brand during the standard procedure put the two remotes face to face.</p>	

<p>PUJOL VARIO®</p>	<p><i>PROSS. Copyright.2013</i></p>	<p>SEAV RS / RH®</p>	<p>SOMMER 868®</p>	<p>STAGNOLI® AV223®</p>
				
<p>Programming according to the manufacturer instructions</p>		<p>Programming according to the manufacturer instructions</p>	<p>Programming according to the manufacturer instructions</p>	<p>D.O.R. programming</p>
 <p>8</p>		 <p>8</p>	 <p>18</p>	 <p>8</p>

\* Trademarks and images shown in this document are the sole property of their respective owners